

# *Graphic Design*

## *Portfolio*



**BY: MICIEL ARIAS**

# TABLE OF CONTENTS

<i>Pen Tool Portrait - 3</i>
<i>Rules of Photography - 4</i>
<i>Making a New Picture - 5</i>
<i>Double Exposure - 6</i>
<i>Book Cover - 7</i>
<i>Macrophotography- 8</i>
<i>CD Cover - 9</i>
<i>Exhibition Panel - 10</i>
<i>Conclusion - 11</i>

# PEN TOOL PORTRAIT



I took my best picture to explore the pentool portrait in Adobe Illustrator and it took much more time than any other project, but I loved the results and the experience with the pen tool!




# RULES OF PHOTOGRAPHY

## *Rule of Thirds*



Though these are two distinct images, they follow the rule of photography called the "rule of thirds." They are not centered in the photograph, but rather placed in 1/3 of the photo itself.

## *Depth*



These two images are great examples of the rule of photography called "depth." They capture a very dense moment in a simple photographic shot.

Though, this was meant to be a graphic design class only, photography was combined and we learned so much about photography rules and created a booklet demonstrating our knowledge. My photographs for "Rule of Thirds" and "Depth" were my favorite shots.

# MAKING A NEW PICTURE



We learned the basics about Adobe Photoshop and created a whole new picture with a picture of a family, magnifying glass, astronaut, daylight cloudy sky, and an image of Union Station in KC.

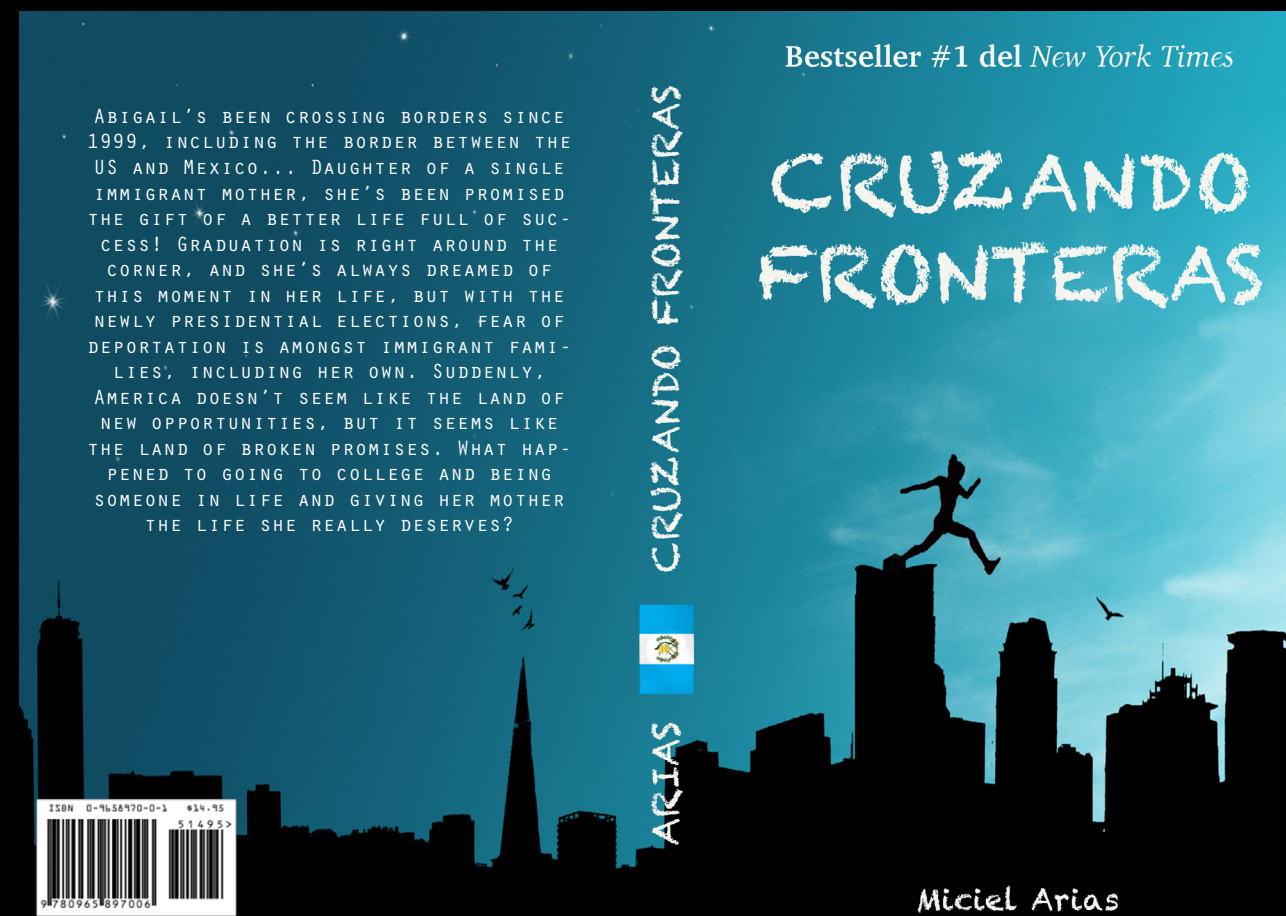


# DOUBLE EXPOSURE



I selected a picture of myself and combined it with a picture of my choice in order to create a “double exposure” image. I chose the sea to resemble how I grew up in California along the beach.

# BOOK COVER



I created my own book cover and I enjoyed making it more than anything. I put myself into this project much more than any other and found inspiration for it within myself, my roots, and my mom who struggled so much as a single mom wanting a better future for herself and her soon to be daughter.



# MACROPHOTOGRAPHY



This project was pretty awesome too! I loved it as much as my book cover. It was fun and I was able to input all my skills I was taught to work. I chose to make myself crossing a border with the idea of how I would cross any borders life throws at me for my mom just as she did for me.

P.S. - Mom's are a blessing, hopefully you can tell I love mine more than anything.

# CD COVER




I recreated Melanie Martinez's album cover into something completely different. I added in her top songs and re-designed a whole new cover which I really liked. I'm very proud of the results and proud of how much I've learned these past 4 weeks using Adobe Photoshop, Illustrator, and In Design.

# EXHIBITION PANEL



Our trip to the zoo was fun and very hot. We didn't have enough time to explore everything but I chose a hair-less animal to recreate an exhibition panel of my own using Adobe Photoshop and Illustrator. I'm really proud of my clownfish exhibition panel!

# THE END



*Luna's Grooming*

MICIEL  
ARIAS

1234 PETWAY DRIVE  
PETLAND, PL

(123) 456-7890



I expected summer school to be really boring and wasn't even going to show up, but it wasn't! Ms. Mitchell was an excellent teacher and I don't think I've met a nicer teacher. Thank you for making my last high school summer school "year" memorable. I included my radial design and business card which I also liked as a good ending to my portfolio.